

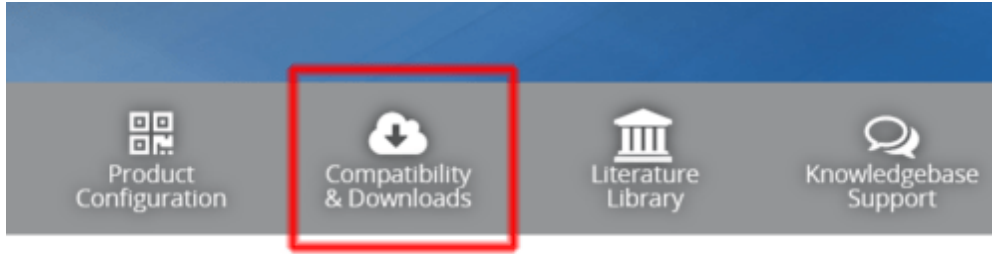
## Bilgisayara CCW Yükleneilmesi

Bilgisayarınıza CCW yüklemek için aşağıdaki yönlendirmelerden faydalanabilirsiniz.

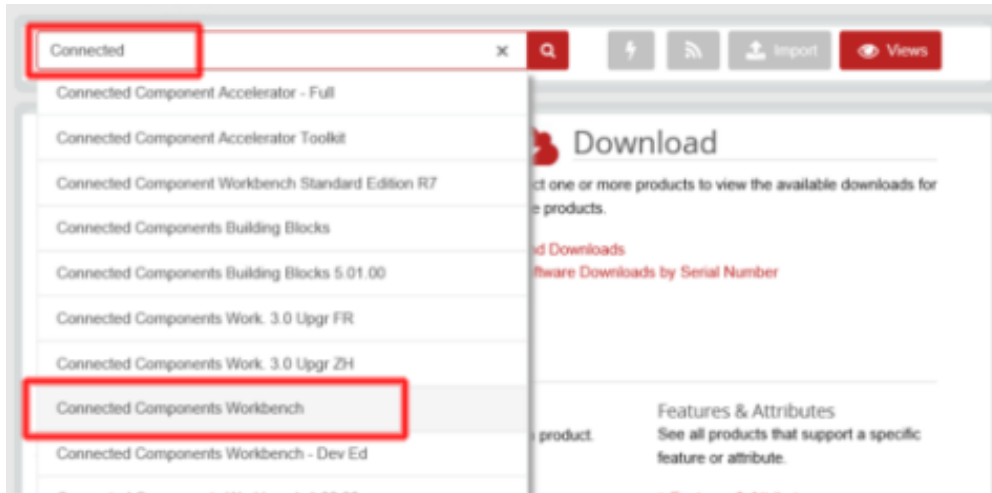
1. Web tarayıcınızı, sizi ab.rockwellautomation.com adresine yönlendirecek olan www.ab.com adresine yönlendirin:



2. Ardından Compatibility & Downloads bağlantısını tıklayın:



3. Arama kutusuna Connected yazın ve arama listesinden Connected Components Workbench'i seçin:











4. Connected Components Workbench'i bulana kadar aşağı kaydırın ve ardından Downloads sekmesini seçin:



5. Şimdi indirmek istediğiniz CCW sürümü için  simgesini seçin:

## DOWNLOADS



show all versions  	Downloads
<b>Connected Components Workbench</b> 10.01.00 <i>Connected Components Workbench design and configuration software with configuration, programming, and visualization.</i>	  <input type="checkbox"/> Select Files <input type="checkbox"/> Firmware Only
10.00.00	  <input type="checkbox"/> Select Files <input type="checkbox"/> Firmware Only
9.01.00	  <input type="checkbox"/> Select Files <input type="checkbox"/> Firmware Only

6. Ardından indirmeniz için bağlantıyı seçin:


### Available Downloads

Downloads 0

Product Selected: **Connected Components Workbench**

Product Version: **10.01.00**

Release Notes

 [Custom Release Note](#)

Accessory Files

**Connected Components Workbench Standard Edition R10.1**

Product Add-Ons

**Connected Components Workbench User Manual Multiple Languages (INT) 10.01**

7. Bu noktada ücretsiz bir Rockwell Automation hesabıyla oturum açmanız (veya oluşturmanız) istenir:

### Please Sign In

\* Indicates required fields

\* Email Address

\* Password

Remember my email address and password on this computer.

**Not Yet Registered?**

Sign up [now](#) and you will also be able to:

- Personalize services and support for your product interests.
- Manage your e-communications subscription preferences.
- Manage and store your contact information.

8. Ardından Accept butonunu seçin:



9. Bu noktada, istediğiniz bir indirme yöntemini seçin:

Manually download these files using the direct download method, or you can use our download manager to download the files for you



Benefits of managed download

-Secure

Use your browser or third party download

10. Ve sonra CCW indirme işleminin her iki bölümünü de indirmek için her bir bağlantıyı seçin:

**Product: Connected Components Workbench Standard Edition R10.1**  
**Version: 10.01.00**

[10.01.00-CCW-INT-Std-DVD.part1.exe](#)

Description:

FileSize: 1.91 GB

Checksum: e57523661739db82e95f6c98d45a6bc1

Comments: Download all the listed files into the same folder. To create the software image – Run only the .EX set. Do not attempt to extract the .RAR files individually. This will ensure the product image is properly rebuilt.

[10.01.00-CCW-INT-Std-DVD.part2.rar](#)

Description:

FileSize: 419.59 MB

Checksum: 119a8f50d51a128262e2e42f138cf79c

Comments: Download all the listed files into the same folder. To create the software image – Run only the .EX set. Do not attempt to extract the .RAR files individually. This will ensure the product image is properly rebuilt.